

## Suppression Capacitors (Quadripolar) Capacitors Class X1Y2 AC 275V/250V

**TECHNICAL DATA:**

See page 73 (Document Number 27001)

**TERMINALS:**

Y-contact on aluminum case

X-connection as:

Insulated stranded copper wire, type LiY 0.5mm<sup>2</sup> (or AWG 20) ends stripped and tinned or insulated solid copper wire, type YV (d = 0.8mm) on request

**COATING:**

Cylindrical aluminum case with integral stud  
M8 x 8mm, epoxy resin sealed, flame retardant

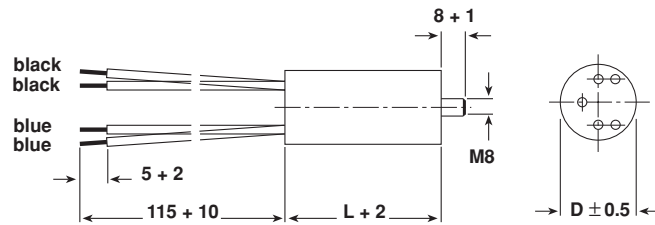
**RATED CURRENT:**

- ≤ 4 A: 0.5 mm<sup>2</sup> (or AWG 20)
- ≤ 6 A: 0.75 mm<sup>2</sup> (or AWG 18)
- ≤ 16 A: 1.5 mm<sup>2</sup> (or AWG 16)

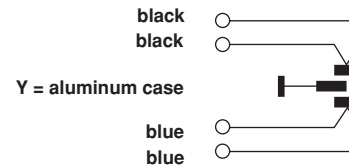
**RATED VOLTAGE:**

- AC 275V, 50/60Hz ⇒ X1
- AC 250V, 50/60Hz ⇒ Y2

Dimensions in mm



**CIRCUIT DIAGRAM:**



CAPACITANCE X-Value	CAPACITANCE Y-Value	RATED CURRENT* at + 40°C	DIMENSIONS D x L (mm)	WEIGHT (g)	QUANTITY PACKAGE (pcs)	ORDERING CODE
0.1 μFX1	2 x 2700 pFY2	4 amps*	16 x 35	16.8	300	F1746-410-5511
0.15 μFX1	2 x 2700 pFY2	4 amps*	18 x 35	20.0	300	F1746-415-5511
0.22 μFX1	2 x 2700 pFY2	4 amps*	20 x 35	22.0	250	F1746-422-5511
0.27 μFX1	2 x 2700 pFY2	4 amps*	20 x 50	31.0	200	F1746-427-5511
0.33 μFX1	2 x 2700 pFY2	4 amps*	20 x 50	32.5	200	F1746-433-5511
0.47 μFX1	2 x 2700 pFY2	4 amps*	20 x 50	42.0	150	F1746-447-5511
0.1 μFX1	2 x 4700 pFY2	4 amps*	16 x 35	16.8	300	F1746-410-5581
0.15 μFX1	2 x 4700 pFY2	4 amps*	18 x 35	20.0	300	F1746-415-5581
0.22 μFX1	2 x 4700 pFY2	4 amps*	20 x 35	22.0	250	F1746-422-5581
0.27 μFX1	2 x 4700 pFY2	4 amps*	20 x 50	31.0	200	F1746-427-5581
0.33 μFX1	2 x 4700 pFY2	4 amps*	20 x 50	32.5	200	F1746-433-5581
0.47 μFX1	2 x 4700 pFY2	4 amps*	25 x 50	42.0	150	F1746-447-5581

\*Higher rated current on request.

\*\*With mark, the ordering code is F1740 - . . . - 54. .



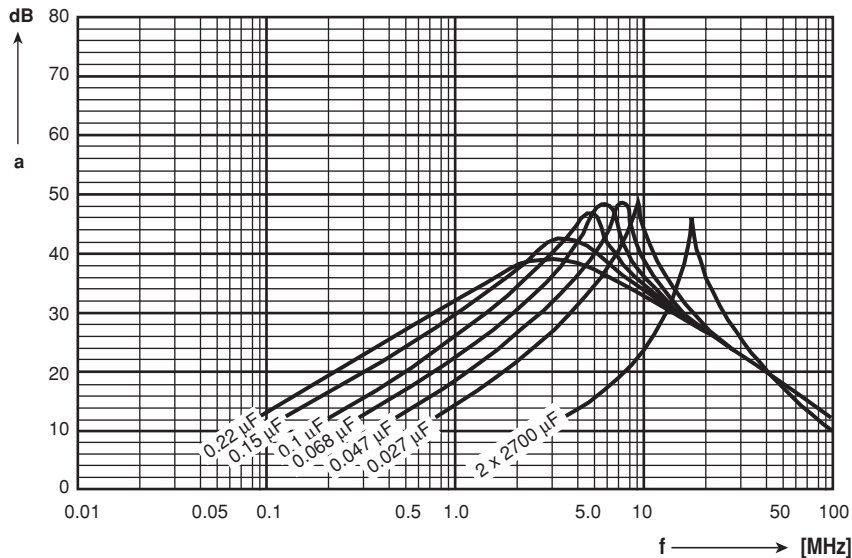
# F1746-5511 and F1746-5581

(Quad.) Cap., Class X1Y2 AC 275V/250V

Vishay Roederstein

## APPROVALS

COUNTRY	SPECIFICATION	ELECTRICAL VALUES	APPROVAL REFERENCE	APPROVAL MARK
U.S.A. (for AC 250V)	UL 1283	0.1 $\mu$ FX - 0.47 $\mu$ FX + 2 x 2700 pFY - 2 x 0.027 $\mu$ FY	E 76297	
<b>CB TEST-CERTIFICATE</b>		0.1 $\mu$ FX1 - 0.47 $\mu$ FX1 + 2 x 2700 pFY2 - 2 x 0.027 $\mu$ FY2	CH 676-A1	
Switzerland (for AC 275/250V)	EN 132 400 IEC 60384-14, 2nd edition	0.1 $\mu$ FX1 - 0.47 $\mu$ FX1 + 2 x 2700 pFY2 - 2 x 0.027 $\mu$ FY2	96.1 19936.02	
This approval mark together with the CB-Certificate replace all national approval marks of the following countries (they have already signed the CB-Agreement):				
Austria	Belgium	Denmark	Finland	Sweden
France	Germany	Ireland	Italy	Switzerland
Netherlands	Israel	Portugal	Spain	Great Britain
Japan	Norway	China	Poland	Czech. Republic
Singapore	Rep. of Korea	Hungary	Iceland	Slovenia



Insertion loss (average) of  
F1746-5511/5411  
Class X1Y2.  
Measurement at 60 $\Omega$ -System  
with parallel leads (50mm).